


MAD Chairs

- 281 Dining Arm Chair
- 282 Balcony Arm Chair
- 283 Bar Arm Chair
- 284 Dining Side Chair
- 285 Balcony Side Chair
- 286 Bar Side Chair



SEASIDE CASUAL

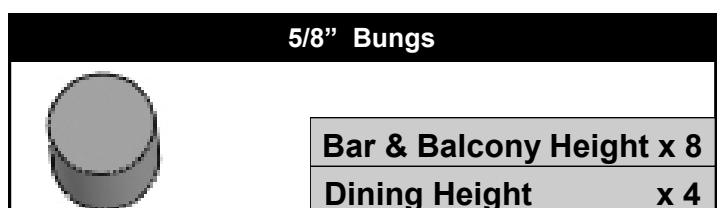
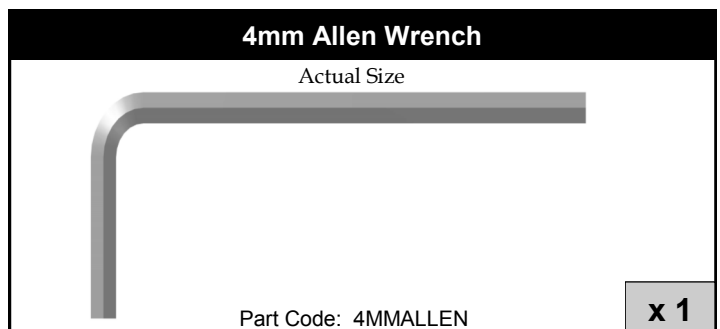

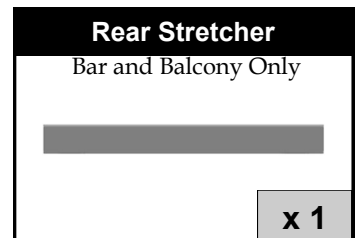
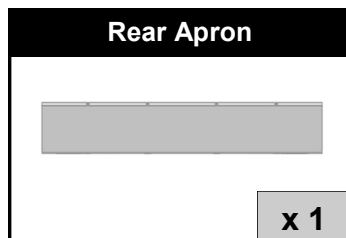
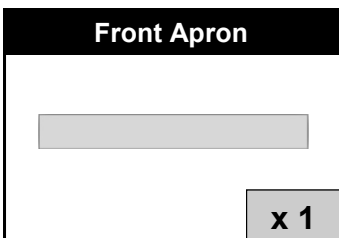
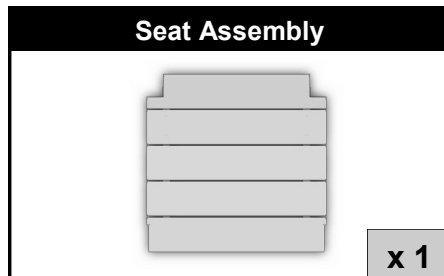
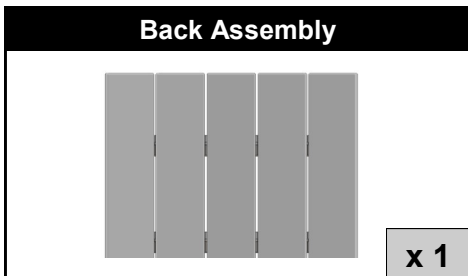


ASSEMBLY INSTRUCTIONS

1

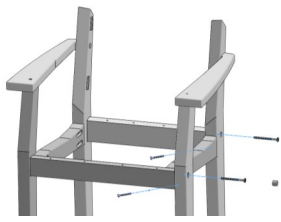
PLEASE READ INSTRUCTIONS COMPLETELY BEFORE BEGINNING.
Carefully remove contents from box. Make sure that all parts and hardware are included using the Parts List below.

Tools Required: 4mm Allen Wrench (included); #2 Phillips Head Screwdriver;
(Recommended: Rubber Mallet; High Powered Drill)



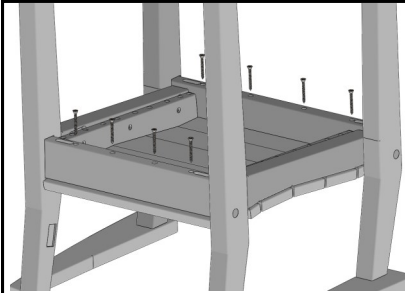
WARRANTY QUESTIONS OR COMMENTS PLEASE CALL TOLL FREE AT 1-800-809-3114

Seaside Casual Furniture | 11 Industrial Drive Coventry, RI 02816 | 800-809-3114 | sales@seasidecasual.com

2**ATTACH APRONS TO SIDE ASSEMBLIES**

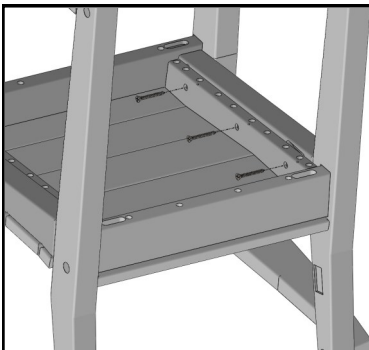
Align Front and Rear Aprons with notches in front and rear legs.

Secure with (4) 80mm Hex Lags through counter-bored holes in legs, and (4) 1-3/4" Screws through pockets in Aprons. Plug holes in legs with 5/8" Bungs.

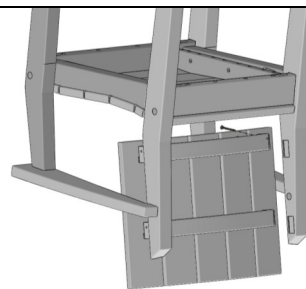
3**ATTACH APRONS TO SEAT ASSEMBLY**

Align Seat Assembly with Aprons. Secure with (8) 1-3/4" Screws through counter-sunk holes in Aprons.

holes in Aprons.

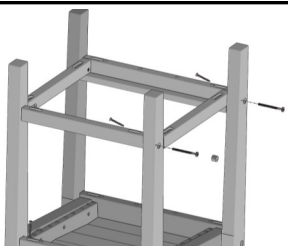
4**ATTACH SEAT ASSEMBLY TO SIDES**

Secure Seat Assembly to Side Assembly using (6) 1-3/4" Screws.

5**ATTACH BACK ASSEMBLY**

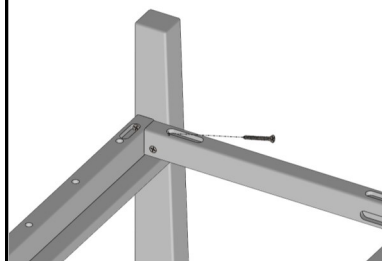
Align Back Assembly with the notches in the rear legs. Secure with (4) 1-3/4" Screws through pockets on Back Stretcher as shown.

on Back Stretcher as shown.

6**ATTACH FRONT AND REAR STRETCHERS (282, 283, 285, 286 ONLY)**

Align Front Stretcher to Front Legs and Rear Stretcher to Rear Legs. Secure using (4) 80mm Hex Lags

through counter-bored holes in legs, and (4) 1-3/4" Screws through pockets in bottom of Stretchers. Plug holes in Legs with 5/8" Bungs.

7**ATTACH SIDE STRETCHER TO FRONT STRETCHER (282 & 283 ONLY)**

Attach Side Stretcher to Front Stretcher using (2) 1-3/4" Screws.